

SC6000™

Rider Scrubbers



Industrial-grade
productivity

Productive | Extended runtime
Durable | Compact package for harsh environments
Easy to use | Intuitive industrial design
Sustainable | Optimized water and chemical usage

Available with **ecoflex™** system

 **Advance**
by Nilfisk

Higher productivity with a lower

Unparalleled durability and ease of use.

- 1** *Larger battery capacity for up to 30% greater run-time*
- 2** *Off-set deck allows edge cleaning without added complexity or cost*
- 3** *SmartFlow™ automatically adjusts water flow with speed, cutting water and chemical use by up to 50%*
- 4** *Extended-life cylindrical-deck design for trouble-free operation*
- 5** *SmartKey™ provides unique supervisor and user-level access*
- 6** *Tools-free design and click-on disc brushes make brush and squeegee blade replacements a smooth, and fast process*



Food and Beverage Warehouses

Distri

cost to clean.



- 7** *Intermittent solution-off function reduces water in turns for safe cleaning results*
- 8** *Deck fully protected by rugged steel doors minimizing the risk of damage to critical components*
- 9** *EcoFlex™ System provides an optimal, flexible cleaning solution (optional)*
- 10** *DustGuard™ suppresses fugitive dust (optional)*
- 11** *Right side broom provides true edge cleaning (optional)*

Manufacturing Plants Distribution Centers

Effective. Sustainable.

DustGuard™




DustGuard™ minimizes side broom fugitive dust generation and provides optimal sweeping performance. (optional)

EcoFlex™ System



Flexible cleaning solution with intuitive modes of operation. (optional)

SmartFlow™



SmartFlow™ adjusts solution flow with the machine's speed, using up to 50% less water and chemicals. Proportionally higher productivity with fewer dump and refill cycles per tankful.

Off-set deck



The off-set deck provides high quality edge cleaning without any added complexity or cost.

Vac wand



Wet vacuuming in more confined areas. (optional)

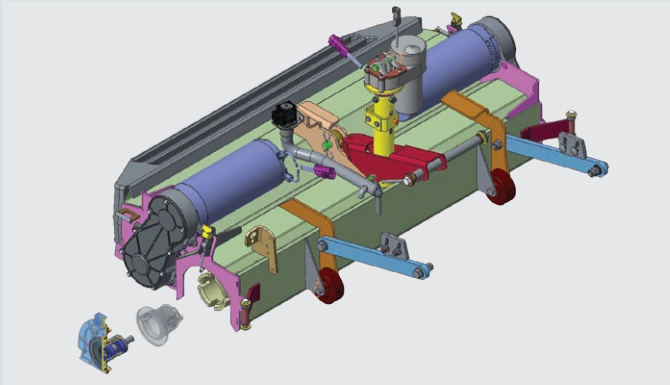
Wash hose kit



Apply solution to the floor in conjunction with vac wand, or used for machine cleaning. (optional)

Durable. Customizable.

Extended life cylindrical deck



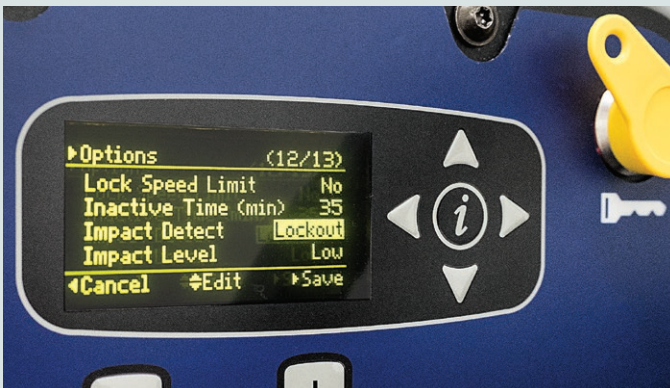
Provides up to 4X longer drive component life compared to nearest competitor.

SmartKey™



Provides unique levels of user access to produce consistent results and reduces total cost of cleaning.

Impact detection



Minimizes downtime and associated repair costs through greater operator accountability.

Heavy duty bumper



Protects the value of your investment by minimizing risk of damage from frontal impact. (optional)

Available with

ecoflex™ system

Floor
to *Ceiling*
cleaning



Technical Specifications

Models	SC6000™ 36C	SC6000™ 34D	SC6000™ 40D
Scrubbing and Recovery Systems			
Scrub Deck Type	Cylindrical	Disc	
Scrub Path	36 in (91 cm)	34 in (86 cm)	40 in (102 cm)
Maximum Scrubbing Coverage Rate Per Hour	93,450 ft ²	88,250 ft ²	103,850 ft ²
Scrub Brush Size	36 x 7.1 in (102 x 18 cm)	17 in (43 cm)	20 in (51 cm)
Scrub Brush Speed	760 rpm	250 rpm	
Brush Motor Power	2 x 1 hp (0.8 kW)		
Sweeping Path with Optional Side Broom	43 in (109 cm)	Not Applicable	
Debris Hopper Capacity	0.43 ft ³ (12.2 L)	Not Applicable	
Solution / Recovery Tank Capacity	50 gal (190 L)		
Vacuum Motor	0.8 hp (0.6 kW) - dual vac optional		
Waterlift (Sealed)	Single Vac - 57 in (145 cm) / Dual Vac - 63 in (160 cm)		
Battery and Propulsion System			
Battery Options / Run Time	36 V, 310 wet/312 AGM Ah C20 – Up to 3.5 hrs 36 V, 420 Ah wet C20 – Up to 4.5 hrs		
Propulsion System	Variable speed AC brushless drive		
Propel Speed Forward	5.6 mph (9 km/hr)		
Propel Speed Reverse	2.6 mph (4.2 km/hr)		
Propel Motor (Peak)	1.6 hp (1.2 kW)		
Gradeability			
Transport @ Gross Weight	18.5% (10.5°)		
Scrubbing	12.2% (7°)		
Dimensions/Weight/Sound			
Length	70 in (178 cm)		
Width	46 in (117 cm)	39 in (99 cm)	46 in (117 cm)
Width with Squeegee	48.5 in (123 cm)	43 in (109 cm)	48.5 in (123 cm)
Height	62.3 in (158 cm)		
Minimum Aisle Turn	79.5 in (202 cm)		
Weight			
GVW	2,359 lb (1,070 kg)		
Empty	1,784 lb (810 kg)		
Sound Level IEC 60335-2-72, ISO 11201*	69 dB A		

Specifications are subject to change without notice.



Available Accessories

- Right side broom
- EcoFlex™
- DustGuard™
- Tubular heavy-duty bumper
- Overhead guard
- Rear squeegee guard
- LED headlights
- Wash hose kit
- Suspension seat
- Warning beacon
- Back-up alarm
- Vac wand
- Autofill kit
- Onboard charger

We also offer industrial vacuums and pressure washers.

Please visit us on the web, or ask your sales representative for more information.



E-mail: questions@nilfisk.com



<http://www.pressure-pro.com>
<http://www.hydrotek.us>

Reach a new standard of cleaning power.
Visit <http://www.advance-us.com> or contact your Advance sales representative to learn more.

©2017 Nilfisk, Inc. Form L3447A 5-1-17



Smart cleaning.

Our products are designed using innovative technologies that increase productivity and drive down the cost to clean.

Maintain peak performance with Nilfisk Parts.



Nilfisk, Inc.

9435 Winnetka Avenue North
Brooklyn Park, MN 55445
www.advance-us.com
Phone 800-214-7700
Fax 800-989-6566

240 Superior Boulevard
Mississauga, Ontario, Canada L5T 2L2
www.nilfisk-advance.ca
Phone 800-668-8400
Fax 800-263-5111

